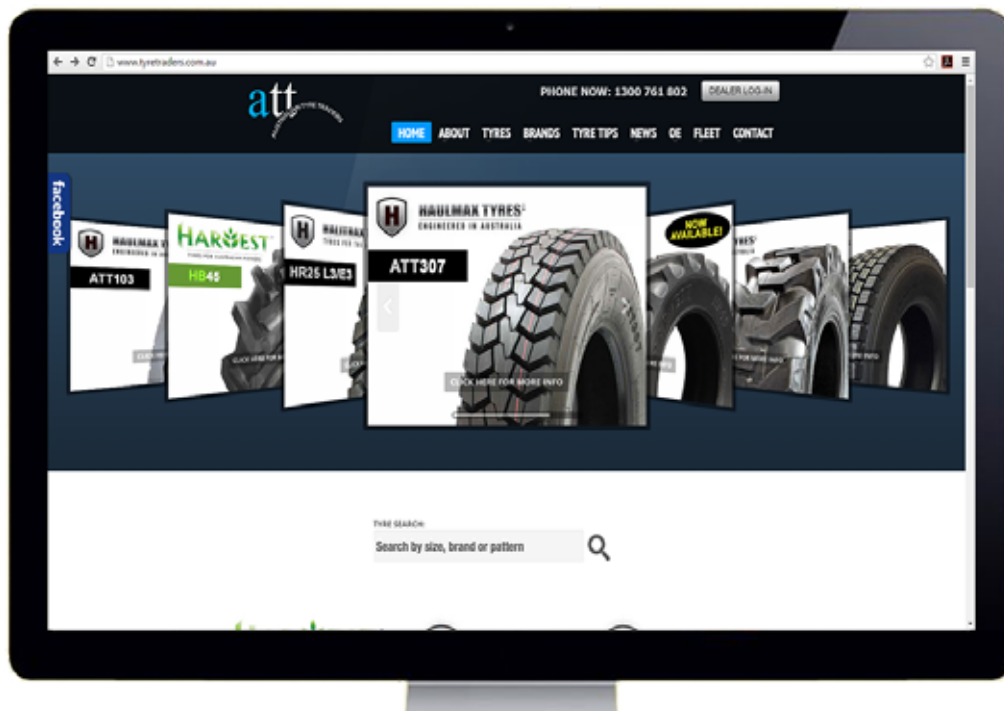




INDUSTRIAL & OTR TYRE CATALOGUE 2017

PHONE: 1300 761 802 | WWW.TYRETRADERS.COM.AU

BUY TYRES ONLINE!



Did you know that YOU can now ORDER HAULMAX TYRES ONLINE? That's right! No more phone calls to check if we have what you need. Just jump online to our new online ordering system, ATT Online and order exactly what you need. To get started give our friendly sales team a call and we'll set up your account and answer any questions you might have.



Contact us to set up your account. Call 1300 761 802.



Register multiple users.



Search, view technical data and order tyres online.



Download sales history, invoices and statements.

Now that you're set up online you can search through our entire range, view technical data and order tyres online. You'll also be able to check and download sales history, invoices and statements.

If you ever need any technical tyre advice, please feel free to contact any one of our experienced team members directly, or contact head office on 1300 761 802.

CONTENTS

BUY TYRES ONLINE	01
CONTENTS	02
NEED AGRICULTURAL TYRES?	03
NEED TRUCK TYRES?	04
BACKHOE	05
MULTI-PURPOSE TYRES	06
GRADER	07
SKID STEER & LOADER	08
FORESTRY	09
BIAS OTR	10
RADIAL OTR	11
ACCESS EQUIPMENT	13
FORKLIFT	15
SOLID WHEEL & TYRE ASSEMBLY	19
CRANE	20
ORIGINAL EQUIPMENT (OE)	21
ATT FLEET NETWORK	22

Disclaimer: The information contained within this catalogue is subject to change without notice. Australian Tyre Traders accepts no responsibility for any loss or damage, whether direct or indirect and however caused (including through negligence) that you may suffer in connection with the use of the information contained within this catalogue or use of products featured. Technical data supplied by manufacturer and believed to be correct at time of printing. E&O.E.

HARVEST[®]

TYRES FOR AUSTRALIAN FARMERS



AUSTRALIAN DESIGNED & ENGINEERED

The only agricultural tyre Designed in Australia by Australian Engineers for Australian Farming Conditions.



UNIQUE BEAD BUNDLES

Harvest HB45 Dual bead design eliminates bead slip and increases strength, stability and load carrying capacity.

Harvest HR45 Single wire bead size and shape has been tailored to each tyre size and load indices.



HIGH PLY TURN UP

Increased Bead and Sidewall Strength which greatly reduces bead and sidewall cracking.



45 DEGREE ANGLE LUGS

Provides long service life, better traction and drawbar pull (pull wider implements and high sustained torque loads), reduced fuel consumption, better ride handling and smooth ride on hard soils and road transport.



CONTROLLED CROWN SHAPE

For better floatation and self-cleaning, straight line stability, and easier cornering (less steering resistance).



PREMIUM TREAD COMPOUND

Better suited to Australian soil conditions with longer wear rate and resistance to weather cracking & soil abrasions.



THE BEST WARRANTY IN THE INDUSTRY

7 YEAR warranty with the first 3 years FULL REPLACEMENT.



SPECIFIC LUG DIMENSIONS BY TYRE SIZE

Each tyre size has unique pattern depth, lug width and number of lugs carefully determined by the application's specific requirements.



Year	
1st Year	Free
2nd Year	Free
3rd Year	Free
4th Year	80%
5th Year	60%
6th Year	40%
7th Year	20%



HAULMAX TYRES®

ENGINEERED IN AUSTRALIA

TRUCK
TYRES

Lifetime FREE Replacement Guarantee

Haulmax Tyres is the only brand in Australia with a Lifetime FREE 100% Replacement Guarantee on all its TBR tyres, covering you for all manufacturing and componentry faults.*

Designed & Engineered in Australia

Haulmax Tyres are the only TBR tyres in the Australian market specifically designed, engineered and made for Australian conditions. The technical team members are dedicated to R&D and continuous improvement of the Haulmax Tyres range to service the Australian transport markets.

Made to High International Standards

All Haulmax Tyres meet European Tyre & Rim Technical Organisation (ETRTO) standards and all Internationally required manufacturing standards including DOT certification. Quality control certifications include ISO 9001. All tyres are x-rayed and balanced before leaving the factory.

Safety First - Strong & Durable Construction

The Haulmax Tyres range is built with a stronger and heavier construction to suit Australia's road transport industry which is unique in terms of distances covered and freight moved by axle loading.

Wider & Deeper Tread

Patterns and sizes are designed fit for purpose. The range has wider and deeper tread for increased traction and lowered operational cost (CPK).

Tread Compounds for Australian Roads

New generation cut and chip resistant compounds, available in select sizes, increases mileage on Australia's harsh outback and gravel roads.

Customer Support

The Haulmax Tyres manufacturer (ATT) is Australian owned and is committed to excellence in customer service, technical support, design, development and distribution of our products that deliver our clients and their end-users superior outcomes.



*Conditions Apply.

Refer to Lifetime Guarantee Terms and Conditions on website.



INDUSTRIAL

R4 LOM

MUSCLEROK

T1200

R4

Brand	Model	PR	Tyre Size	Rec Rim Width	SW (mm)	OD (mm)	Load (kgs)	Speed (km/h)	TT/TL
HAULMAX	INDUSTRIAL	10	11L16	8.00	275	805	1285	40	TL
TVS	R4 LOM	14	10.5/80-18	9.0	275	1012	1990	40	TL
LANDE	T1200 DIAMOND	12	12.5/80-18	9.0	308	985	2625	40	TL
HAULMAX	R4	12	12.5/80-18	9.0	305	988	2650	30	TL
HAULMAX	R4	10	16.9-24	15.00	464	1351	3000	40	TL
HAULMAX	R4	10	17.5L24	15.00	480	1278	2800	40	TL
HAULMAX	R4	10	18.4-26	16.00	505	1523	4000	40	TL
HAULMAX	R4	10	16.9-28	15.0	430	1435	3550	40	TL
LANDE	T1200 DIAMOND	14	16.9-28	24	750	1476	7810	40	TL
MRF	R4 MUSCLEROK	12	16.9.28	15.00	429	1435	3350	40	TL

MULTI PURPOSE TYRE RANGE



SKS

MPT-54

MPT-63

MPT-72

R4

HB46

Brand	Model	PR	Tyre Size	Rec Rim Width	SW (mm)	OD (mm)	Load (kgs)	Speed (km/h)	TT/TL
TVS	MPT-63	10	10.5-18	9.0	910	270	1960	40	TL
TVS	MPT-54	12	12.5-18	11.0	990	325	2300	40	TL
TVS	MPT-63	14	15-19.5	11.75	400	1025	4250	40	TL
TVS	MPT-63	18	18-19.5	14.00	1080	455	4550	40	TL
TVS	MPT-54	10	10.5-20	11.0	960	270	2070	40	TL
TVS	MPT-54	12	12.5-20	11.0	325	1050	2300	40	TL
TVS	MPT-54	12	14.5-20	12.0	355	1095	2790	40	TL
HAULMAX	MPT	14	405/70-20	W13xL20	451	1121	3750	25	TL
HARVEST	HB46	16	385/65-22.5	11.75	389	1072	4250	40	TL
EXMILE	SKS	18	445/65-22.5	13.00	445	1180	8500	40	TL
TVS	MPT-54	14	405/70-24	13.0	400	1180	3650	40	TL
TVS	MPT-72	14	405/70-24	13.0	416	1213	2960	40	TL



MT-54

E3

G2

Brand	Model	PR/ STAR	Tyre Size	Rec Rim Width	SW (mm)	OD (mm)	Load (kgs)	Speed (km/h)	TT/TL
TVS	MT-54 GRADER	14	825-20	6.5	232	970	2180	40	TT
LANDE	G2 - GRADER	14	900-20	7.0	259	1018	4385	40	TT
TVS	MT-54 GRADER	16	1000-20	7.5	282	1050	3190	40	TT
HAULMAX	G2	12	1300-24	8.0	340	1310	5600	40	TL
EXMILE	G2	12	1400-24	8.0	340	1310	6300	40	TL
EXMILE	G2	16	1400-24	8.0	398	1370	7300	40	TL
HALITRAX	E3	28	1400-24	10.00	375	1370	5600	50	TT
TVS	MT-54 GRADER	16	1600-24	10.0	475	1442	4500	40	TL
HALITRAX	BLADE RUNNER	*	14.00R24	8.00TG	420	1354	*	40	TL
HALITRAX	BLADE RUNNER	*	17.5R25	14.00/1.5	500	1340	*	40	TL

*Please contact Australian Tyre Traders for your load & pressure calculation on this tyre.

SKID STEER/ LOADER RANGE



L5 BRUTE SKID ROCK SKID STEER HB46 SKS AIRIDE MPT-63

Brand	Model	PR	Tyre Size	Rec Rim Width	SW (mm)	OD (mm)	Load (kgs)	Speed (KM/H)	TT/TL
HAULMAX	SKID STEER	10	10-16.5	8.25	285	763	2120	10	TL
HAULMAX	SKID ROCK	12	10-16.5	8.25	264	773	2375	10	TL
HAULMAX	L5 - BRUTE	14	10-16.5	8.25	275	785	6000	10	TL
HAULMAX	SKID STEER	12	12-16.5	9.75	320	820	2500	10	TL
HALITRAX	L5 - BRUTE	14	12-16.5	9.75	315	860	6700	10	TL
HAULMAX	SKID STEER	14	14-17.5	10.50	355	920	3875	10	TL
TVS	MPT-63	14	15-19.5	11.75	400	1025	4250	40	TL
HARVEST	HB46	16	385/65-22.5	11.75	389	1072	4250	40	TL
EXMILE	SKID STEER	18	445/65-22.5	13.00	445	1180	8500	10	TL

SKID STEER SOLID WHEEL & TYRE

Brand	Model	Tyre Size	Type	Wheel Studs	Wheel P.C.D
EXMILE	SKS AIRIDE ASSEMBLY	10-16.5 (31X10-20)	SOLID	8	220
EXMILE	SKS AIRIDE ASSEMBLY	12-16.5 (33X12-20)	SOLID	8	220



FF FLOAT.



LS2



FFX1

Brand	Model	PR	Tyre Size	Rec Rim Width	SW (mm)	OD (mm)	Load (kgs)	Speed (km/h)	TT/TL
TIANLI	LS2 SUPER LOGGER	20	710/45-26.5 (700/50-26.5)	24	710	1344	6420	30	TL
TIANLI	LS2 SUPER LOGGER	20	700/50-26.5	24	700	1333	6420	30	TL
TIANLI	FF X1 LS2 FLOTATION	20	750/55-26.5	24	758	1478	7810	30	TL
TIANLI	LS2 SUPER LOGGER	20	30.5L-32	DH27	775	1868	5400	40	TL
TIANLI	LS2 SUPER LOGGER 2	20	30.5L-32	DH27	775	1847	5400	40	TL
TIANLI	LS2 SUPER LOGGER	20	DH35.5L-32	DH31	878	1935	6570	40	TL



L2

L3/E3

E3

L4 SLICK

L5

Brand	Tyre Size	PLY	Tread Pattern	Load (kg)	Rim Size	SW (mm)	OD (mm)	Pressure * (kPa)	Tread Depth (mm)	SPEED (km/h)	TT/TL
HALITRAX	1400-24	28	E3	10000	10.00	375	1370	650	33	50	TT
LANDE	15.5-25	12	L2 - LOM	5600	12.00/1.3	395	1275	225	23.5	50	TL
LANDE	15.5-25	12	L3 - HRL	5600	12.00/1.3	395	1275	250	23.5	50	TL
LANDE	17.5-25	16	L2 - LOM	6150	14.00/1.5	445	1350	275	26	50	TL
LANDE	17.5-25	16	L5	7300	14.00/1.5	445	1400	467	63.5	50	TL
HALITRAX	17.5-25	20	L3/E3	8250	14.00/1.5	445	1350	575	30	50	TL
LANDE	20.5-25	16	L2 - LOM	8250	17.00/2.0	520	1490	225	29.5	50	TL
LANDE	20.5-25	20	L5	9500	14.00/1.5	520	1550	450	71.5	50	TL
HALITRAX	20.5-25	20	L3/E3	9500	17.00/2.0	520	1490	450	32	50	TL
LANDE	23.5-25	16	L2 - LOM	9500	19.00/2.5	595	1615	200	31.5	50	TT
HALITRAX	23.5-25	20	L3/E3	10900	19.50/2.5	595	1615	375	36	50	TL
LANDE	23.5-25	20	L5	10900	17.00-2.0	595	1675	375	78.5	50	TL
HALITRAX	26.5-25	28	L3/E3	15500	22.00/3.0	675	1750	475	37	50	TL
LANDE	26.5-25	28	L5	15500	22.00/3.5	675	1920	475	87.5	50	TL
HALITRAX	29.5-25	28	L3/E3	11500	25.00/3.5	750	1875	425	42	50	TL
LANDE	29.5-25	28	L5	17500	25.00/3.5	750	1920	425	95	50	TL
MRF	1600-25	32	E3	7300	11.25	432	1493	579	29.00	50	TL
MRF	1800-25	32	E3	9750	13.00	511	1618	572	33.00	50	TL
MRF	1800-25	40	IND - L4 SLICK	9750	13.00	519	1655	700	57.50	50	TL
MRF	1800-33	32	E4	10300	13.00	511	1875	572	58.00	50	TL

*For load-and-carry service or other condition, consult tyre manufacturer.



HALITRAX TYRES[®]

TYRES FOR THE LONG HAUL



HALITRAX L3/E3

- PURPOSE BUILT RADIAL OTR TYRE PROVIDING INDUSTRY LEADING PERFORMANCE.
- EXTRA DURABLE CUT & CHIP RESISTANT COMPOUND FOR LONGER SERVICE LIFE.
- HEAVY DUTY CASING WITH REINFORCED SIDEWALL FOR SUPERIOR STRENGTH AND TYRE LIFE.
- QUALITY RADIAL CONSTRUCTION FOR SUPERIOR PERFORMANCE IN THE HAREST CONDITIONS.

EXCLUSIVE TO AUSTRALIAN TYRE TRADERS!

HALITRAX L5

- PURPOSE BUILT L5 SUPER DEEP TREAD INDUSTRIAL TYRE FOR EXTENDED TYRE LIFE.
- EXTRA DURABLE CUT & CHIP RESISTANT COMPOUND FOR LONGER WEARING TYRES.
- HEAVY DUTY CASING & PLY WITH REINFORCED SIDEWALL PROVIDING INDUSTRY LEADING PERFORMANCE.
- QUALITY RADIAL CONSTRUCTION FOR SUPERIOR TYRE LIFE AND LOWER COST PER HOUR.

EXCLUSIVE TO AUSTRALIAN TYRE TRADERS!





L5

L3/E3

Brand	Tyre Size	Star	Tread Pattern	Load @10KMH (kg)	Load @50KMH (kg)	Rim Size	OD (mm)	SW (mm)	Pressure @10KMH (kPa)	Pressure @50KMH (kPa)	Tread Depth (mm)	TT/TL
HALITRAX	17.5R25	**	L3/E3	182A2	167B	14.00/1.5	1348	445	650	500	27	TL
HALITRAX	20.5R25	**	L3/E3	193A2	177B	17.00/2.0	1493	521	650	500	32	TL
HALITRAX	20.5R25	**	L5	193A2	177B	17.00/2.0	1493	521	650	500	70	TL
HALITRAX	23.5R25	**	L3/E3	201A2	185B	19.50/2.5	1617	597	650	500	35	TL
HALITRAX	23.5R25	**	L5	201A2	185B	19.50/2.5	1617	597	650	500	78	TL
HALITRAX	26.5R25	**	L3/E3	209A2	193B	22.00/3.0	1750	673	650	500	40	TL
HALITRAX	26.5R25	**	L5	209A2	193B	22.00/3.0	1750	673	650	500	85	TL
HALITRAX	29.5R25	**	L3/E3	216A2	200B	25.00/3.5	1874	749	650	500	41	TL
HALITRAX	29.5R25	**	L5	216A2	200B	25.00/3.5	1874	749	650	500	94	TL

*For load-and-carry service or other condition, consult tyre manufacturer.



SKS AIRIDE

Brand	Model	Tyre Size	Rec Rim Width	SW (mm)	OD (mm)	Load/Steer (kgs)	Speed	TT/TL
EXMILE	SKS-Airide	31x10-20	7.50-20	237	785	4030/3100	A5/25km/h	SOLID
		31x10-20	7.50V-20	237	785	4030/3100	A5/25km/h	SOLID
EXMILE	SKS-Airide	33x12-20	7.50-20	287	831	5200/4000	A5/25km/h	SOLID
		33x12-20	7.50V-20	287	831	5200/4000	A5/25km/h	SOLID
EXMILE	SKS-Airide	36x14-20	7.50-20	326	909	6175/4750	A5/25km/h	SOLID
		36x14-20	7.50V-20	326	909	6175/4750	A5/25km/h	SOLID

CURED ON (CON) ACCESS EQUIPMENT RANGE



1 2 3 4 5 6



7 8 9 10

Brand	Imperial Size	Metric Size	Dimensions (mm)		Load Capacity (kg)				Pattern									
			SW	OD	6km/h	10km/h	25km/h	0km/h	1	2	3	4	5	6	7	8	9	10
EXMILE	9x3	230x75	75	230	610	400	280	775										X
EXMILE	9x3	230x80	80	230	655	430	300	835			X				X			
EXMILE	9x3	230x85	85	230	710	465	325	900								X		
EXMILE	10x3	248x75	75	248	650	425	295	830										X
EXMILE	10x3	250x80	80	250	690	455	315	880								X		
EXMILE	10x3	254x76	76	254	660	435	305	845									X	
EXMILE	11.25x5.5	285x135	135	285	1200	790	555	1535										X
EXMILE	12x3	305x76	76	305	760	500	350	965										X
EXMILE	12x4	305x100	100	305	1084	970	505	1215	X			X		X				
EXMILE	12x4.5	305x114	114	305	1084	970	505	1215				X						
EXMILE	12.5x4.25	317x107	107	317	1015	745	505	1575				X						
EXMILE	13x4	323x100	100	323	955	700	480	1345		X								
EXMILE	13.5x4	343x100	100	343	1010	740	510	1425				X						
EXMILE	14x4.5	356x114	114	356	1265	930	635	1785									X	
EXMILE	15x4	381x100	100	381	1080	960	540	1205				X						
EXMILE	15x5	381x127	127	381	1450	1290	720	1615	X		X	X						
EXMILE	16x5	406x127	127	406	1430	1050	715	2015		X				X			X	
EXMILE	18x6.25	459x157	157	459	2025	1185	1015	2250					X					
EXMILE	18x12	457x305	305	457	4700	3350	2350	6580	X									
EXMILE	22x7	559x178	178	559	3095	2270	1550	3930				X						
EXMILE	22x9x16	559x229	229	559	4335	3180	2170	5505					X					
EXMILE	25.6x7	650x181	181	650	3405	2500	1705	4800	X									
EXMILE	23.6x7.5	600x190	190	600	3665	2685	1830	5165									X	

PNEUMATIC FORKLIFT RANGE



IT30



M & I SET

Brand	Model	PR	Tyre Size	Rim Width	SW (mm)	OD (mm)	Load/Steer (kgs)	Speed (km/h)	TT/TL
EXMILE	M & I Sets	10	500-8	3.00D	143	476	1415/1090	25	SET
EXMILE	M & I Sets	12	600-9	4.00E	160	540	1675/1415	25	SET
EXMILE	M & I Sets	12	650-10	5.00F	175	590	1950/1500	25	SET
EXMILE	M & I Sets	12	700-12	5.00S	190	676	2680/2060	25	SET
TVS	IT30	16	27X10-12	8.0	270	690	3550	10	TT
TVS	IT30	16	250-15	7.50	245	735	5040/3875	25	TT
TVS	IT30	20	300-15	8.00	280	820	6500/5000	25	TT
TVS	IT30	12	700-15	5.00	205	740	3070/2360	25	TT
TVS	IT30	14	750-15	6.00	225	785	3900/3000	25	TT
EXMILE	M & I Sets	14	28X9-15	7.0	220	706	3050/2575	25	SET
EXMILE	M & I Sets	14	825-15	6.5	253	853	4225/3250	25	SET
TVS	IT30	20	1000-20	7.50	300	1075	5000	10	TT

ECLAT SOLID FORKLIFT TYRE

High rubber to void ratio for excellent traction and ground contact

Low rolling resistance for improved fuel economy and energy saving.

State of the art heat dispersion technology for lower running temps.



Brand	Tyre Size	Standard Rim	Heel Type		Dimensions (mm)		Load Capacity (kg)					
			Self Lock.	Stan.	SW	OD	Forklift		Other Vehicles			Static (0 km/h)
							Load Wheel	Steer Wheel	6km/h	10km/h	25km/h	
EXMILE	16x6-8 (150/75-8)	4.33R-8	Yes		155	417	1495	1150	1150	1355	1150	1735
EXMILE	250-15 (250/70-15)	7.00-15 7.50-15	Yes		228 230	728 728	4745	3650	3650	4200	3650	5510
EXMILE	300-15 (315/70-15)	8.00-15	Yes		259	839	5850	4500	4500	5310	4500	6795
EXMILE	10.00-20	7.50-20 8.00-20	Yes		255 257	1060 1060	6000	5000	5000	5450	5000	7550
EXMILE	11.00-20	750.20 800-20	Yes		255 257	1075 1075	6540	5450	5450	5940	5450	8230
EXMILE	12.00-20	8.00-20 8.50-20	Yes		287 290	1105 1105	7560	6300	6300	6865	6300	9515

KILOMAX SOLID FORKLIFT TYRE

High rubber to void ratio for excellent traction and ground contact

Durable compounds for long service life



Brand	Tyre Size	Standard Rim	Heel Type		Dimensions (mm)		Load Capacity (kg)					
			Self Lock.	Stan.	SW	OD	Forklift		Other Vehicles			Static (0 km/h)
							Load Wheel	Steer Wheel	6km/h	10km/h	25km/h	
							25km/h	25km/h				
EXMILE	5.00-8	3.00D-8	Yes		130	460	1415	1090	1415	1285	1090	1645
		3.50D-8	No	Yes	136	460						
EXMILE	18x7-8 (180/70-8)	4.33R-8	Yes		152	457	2145	1650	2145	1945	1650	2490
EXMILE	6.00-9	4.00E-9	Yes		155	526	1885	1450	1885	1710	1450	2190
EXMILE	21x8-9 (200/75-9)	6.00E-9	Yes		190	530	2755	2120	2755	2505	2120	3200
		7.00E-9					2895	2225	2895	2625	2225	3360
EXMILE	6.50-10	5.00F-10	Yes		165	578	2340	1800	2340	2125	1800	2720
EXMILE	23x9-10 (225/75-10)	6.50F-10	Yes		204	593	3445	2650	3445	3125	2650	4000
EXMILE	7.00-12	5.00S-12	Yes		174	659	2920	2240	2920	2645	2240	3380
		650-12			245	659	3350	2575	3350	3040	2575	3890
EXMILE	27x10-12 (250/75-12)	8.00G-12	Yes		248	690	3900	3000	3900	3540	3000	4530
EXMILE	7.00-15	5.50-15	Yes		183	735	3545	2725	3545	3215	2725	4115
		6.00-15										
EXMILE	8.25-15	6.50-15	Yes		215	828	4600	3540	4600	4175	3540	5345
EXMILE	28x9-15 (8.15-15) 225/75-158	6.50-15	Yes		223	695	3770	2906	3770	3420	2900	4380
		7.00-15										
EXMILE	7.50-16	5.50-16	Yes		212	790	3965	3050	3965	3600	3050	4605
		6.00-16										
EXMILE	8.25-20	6.50-20	Yes		225	986	4400	3650	4400	3980	3650	5510
		7.00-20					4600	3875	4600	4225	3875	5850
EXMILE	9.00-20	7.50-20	Yes		228	989	5400	4500	5400	4905	4500	6795
		6.50-20										
		7.00-20										
		7.50-20										

KILOMAX AIRIDE SOLID TYRE RANGE



Brand	Tyre Size	Standard Rim	Heel Type		Dimensions (mm)		Load Capacity (kg)					
							Forklift		Other Vehicles			Static (0 km/h)
			Self Lock.	Stan.	SW	OD	Load Wheel 25km/h	Steer Wheel 25km/h	6km/h	10km/h	25km/h	
EXMILE	5.00-8	300D-8 3.50D-8	Yes		130 130	460 460	1415	1090	1415	1285	1090	1645
EXMILE	6.00-9	4.00E-9	Yes		155	529	1885	1450	1885	1710	1450	2190
EXMILE	6.50-10	5.00F-10	Yes		165	578	2340	1800	2340	2125	1800	2720
EXMILE	7.00-12	5.00S 6.50-12	Yes		174 245	659 659	2920 3350	2240 2575	2920 3350	2645 3040	2240 2575	3380 3890
EXMILE	8.25-15	6.50-15	Yes		215	828	4600	3450	4600	4175	3540	5345
EXMILE	28X9-15 (8.15-15) 225/75-15	6.50-15 7.00-15	Yes		223	695	3770	2900	2770	3420	2900	4380

SOLID WHEEL & TYRE ASSEMBLY RANGE



SOLID WHEEL AND TYRE ASSEMBLY

Brand	Model	Tyre Size	Rim Width	SW (mm)	OD (mm)	Load/Steer (kgs)	Speed	Wheel Specifications			
								C.B.D.	P.C.D	# OF HOLES	FITS
EXMILE	KILOMAX	500-8 3.0	3.00D-8	130	460	1415/1090	25	110	148	6	JAP-SPLIT
EXMILE	KILOMAX	600-9 4.0	4.00E-09	155	529	1885/1450	25	150	180	6	JAP-SPLIT
EXMILE	KILOMAX	650-10 5.0	5.00F10	165	578	2340/1800	25	150	180	6	JAP-SPLIT
EXMILE	KILOMAX	700-12 5.0	5.00S-12	174	659	2920/2240	25	170	220	6	NISS/YALE
EXMILE	KILOMAX	700-12 5.0	6.50-12	174	659	2920/2240	25	145	190	8	TOYOTA

CRANE TYRE RANGE



MUSCLEROK



M77



SUPERLUG



R3 DIAMOND

Brand	Model	PR	Tyre Size	Rec Rim Width	SW (mm)	OD (mm)	Load (kgs)	Speed* (km/h)	TT/TL
MRF	SUPERLUG	16	1100-20	8.00	295	1100	3265	90	SET
MRF	M77 - ESTATE	18	1100-20	8.00	295	1100	3265	90	SET
MRF	SUPERLUG	18	1200-20	8.50	305	1135	3725	90	SET
MRF	M77 - ESTATE	18	1200-20	8.50	315	1170	3725	90	SET
MRF	MUSCLEROCK	22	1400-20	10.00	375	1270	4365	80	TT
MRF	SUPERLUG	18	1200-24	8.50	310	1245	4250	90	TT
MRF	MUSCLEROCK	18	1200-24	8.50	315	1245	4250	90	TT

OTHER EQUIPMENT

Brand	Model	PR	Tyre Size	Rec Rim	SW (mm)	OD (mm)	Load (kgs)	TT/TL
LANDE	R3 - DIAMOND	12	23.1-26	DW20	595	1500	3655	TL

ORIGINAL EQUIPMENT SUPPLY

Harvest tyres are a standard fitment on many of Australia's most successful farm machinery brands. These manufacturers have been quick to recognise the unique benefits that using Harvest brand tyres offers their equipment and therefore their customers.

As vehicles have evolved in recent years, so have OE tyres, and with an expert in-house research and development department, Australian Tyre Traders technical department are involved from the initial product brief and design through to the final manufactured product.

Harvest tyres meet the requirements on the most demanding applications. Such is the result of our design philosophy "Design to a strength and performance standard, not price".

However, in some cases a tailored solution is best. Working closely with our clients from the beginning of the design process, we are able to provide client-specific performance standards based on individual performance needs.

ATT's National OE Manager, David Naughton, believes that relationship management is a key component of the original equipment manufacturing process. David acknowledges that it is important to extend the scope far beyond just supplying tyres - maintaining high customer satisfaction with long-term cost efficiencies is a primary focus of the culture in our organisation.

The OE Road Map Program was created with these values in mind. This program offers our clients personalised service through a dedicated OE team and a clear, solution based strategy to ensure our clients goals are achieved.



"Our organisation has created a unique program where we provide solutions for organisations who have a need for obtaining high quality products. We work with the manufacturer that creates long-term value for all stakeholders, including the end consumer."



David Naughton - National OE Manager
Email: oem@tyretraders.com.au

ATT FLEET NETWORK






NATIONAL DEALER NETWORK

- Nationwide dealer network with over 200 dealers
- Australian designed & engineered for Australian conditions
- Over 500 years combined experience within our R&D department
- Industry leaders in Australian designed truck tyres
- Australia wide fleet network & support structure
- Best service for you & your customers
- Lifetime guarantee on all Haulmax Truck Tyres



DEALER NETWORK SYSTEM

Keep your truck moving with Australian Tyre Traders DNS:

-  You experience a tyre issue and require emergency assistance.
-  Call Australia Tyre Traders DNS - Roadside Assist on 1300 677 524.
-  Our roadside assist operator arranges the service work for you by contacting the local Australian Tyre Traders service provider in the area.
-  Our service provider will respond to the job quickly, ensuring less downtime for our transport partners.
-  Centralised billing service ensures consistency of pricing on a national basis.

CENTRALISED BILLING & ELECTRONIC INVOICING

Australian Tyre Traders Dealer Network System offers our fleet customers the option to receive centralised billing.

Our fleet partners can nominate multiple email addresses to be included in their account. Australian Tyre Traders are able to automatically generate and email PDF/electronic invoices to our customers every time an invoice is raised.

This ensures our customers experience the full benefits of the fully automated Australian Tyre Traders Dealer Network System - Road Side Assist.

BECOME A FLEET CUSTOMER TODAY!

Call Australian Tyre Traders to become a fleet customer and experience all the benefits of our Dealer Network System(DNS) today.

Call now :1300 761 802!

att
AUSTRALIAN TYRE TRADERS



HALITRAX TYRES®
TYRES FOR THE LONG HAUL

VIC | TAS | NSW | QLD | NORTH QLD | SA | NT

PHONE: 1300 761 802 | WWW.TYRETRADERS.COM.AU